



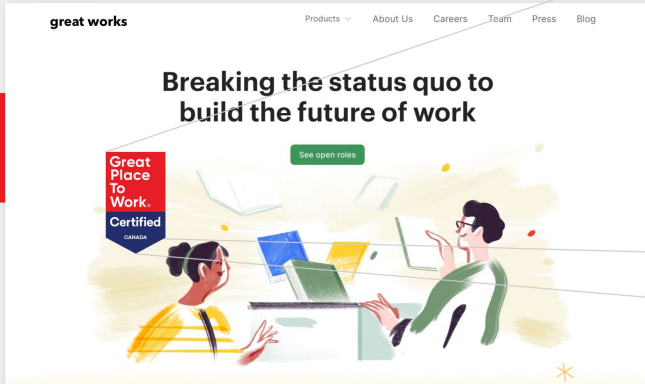
# Digital Badge

Certification Toolkit 2023

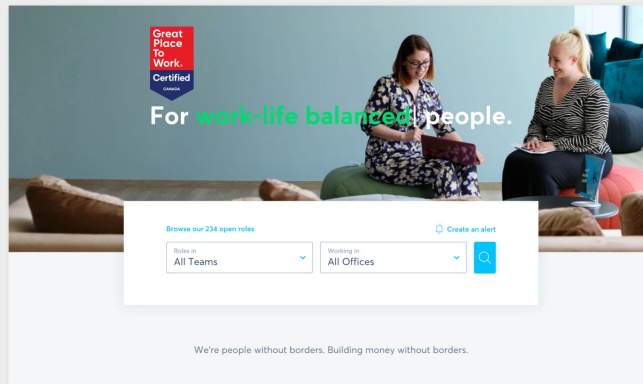
Usage & Technical Guidelines

Great Place To Work®

# Digital Badge - Guidelines & Usage

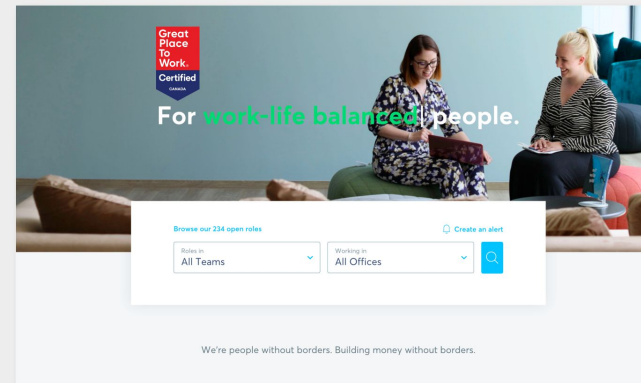
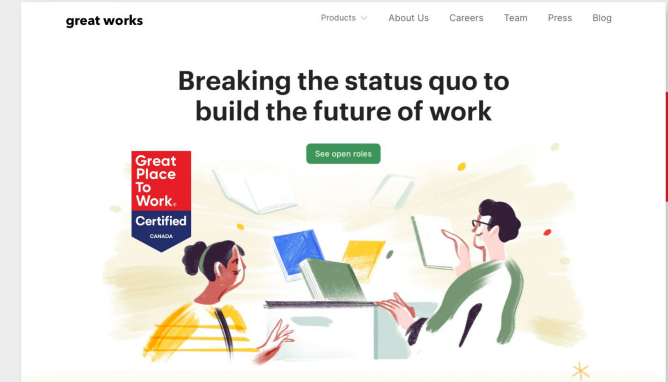


- Once certified, an organization can use the Digital Badge on their website royalty free.
- Digital badge helps verify the organization's certification. When a user clicks on the Digital logo, they navigate to the Great Place To Work website, where certified organizations are profiled.
- By adding the Digital Badge on the website you demonstrate your work place commitment to all stake owners and prospective employees



# Digital Badge - Guidelines & Usage

- Digital logo code can be strategically placed on the certified organization's website. For example, the career page.
- Certified Organizations will be provided with the English and French versions of the Digital Certification Badge.
- To place the digital logo on the website, forward these details along with the HTML Code File to your respective IT / Website administrator.



# Digital Badge – Technical Guidelines

- The provided code for the digital certification badge should not be changed or modified, or else it will not work.
- The code for the digital logo is written in simple HTML and can be incorporated into all possible web platforms.
- The minimum width dimension of the digital logo is set at 120px which should not be changed to any lower pixel value.
- The HTML file contains the code for both the English and French versions of the Digital Certification Badge.

English Version



French Version



Sample code for both versions is attached in the Provided HTML File.



Copyrights

**Great Place To Work®**

[www.greatplacetowork.ca](http://www.greatplacetowork.ca)

